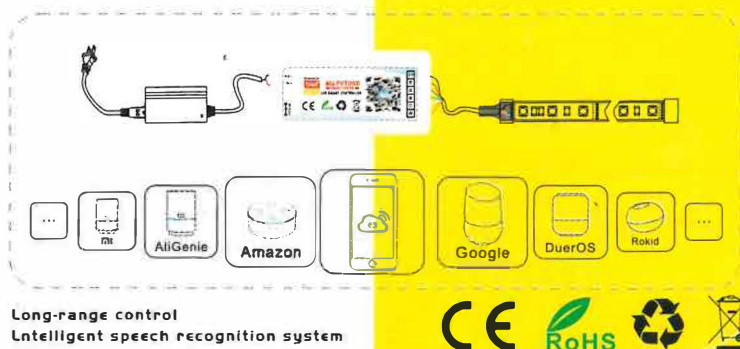


User Manual — led smart controller



AP-1CH-1



AP-2CH-1



AP-3CH-1



AP-4CH-1



AP-5CH-1

Model	LED type	Input/Output voltage	Output current	Output
AP-1CH-1	Single color	DC5-24V	6A/CH	1 channel
AP-2CH-1	CW+WW			2 channels
AP-3CH-1	RGB			3 channels
AP-4CH-1	RGBW			4 channels
AP-5CH-1	RGBWC			5 channels

Cautions:

1. Don't expose the components this product direct moisture.
2. Don't expose the components this product to excessively high Temp..
3. Please keep out of reach of children.
4. Please consult your owner's manual and/or local dealer if issues arise.
5. The supply terminals are not to be short-circuited.

Operation instruction:



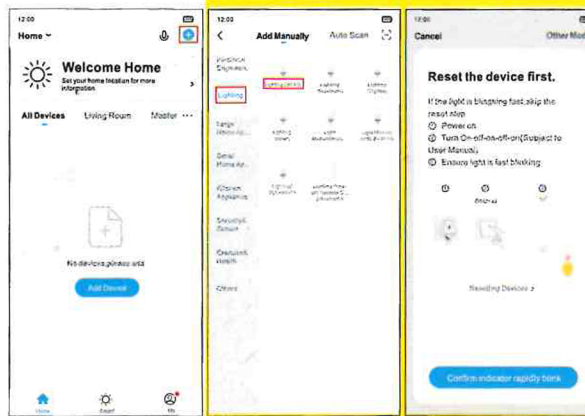
LED SMART CONTROLLER

1. Scan the QR code (or search 'FairyNest' on Google Play or App Store) to download the FairyNest App.

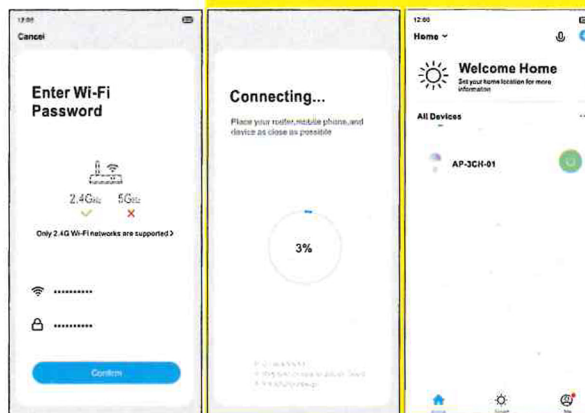
2. Open the App and register your FairyNest account with your mobile number or email address.



- 1'Connect the LED strip to the smart controller.
- 2'Power up smart controller(PC5-24V).
- 3'Click '+' button to configure the new smart controller.
- 4'Power off the controller three times and the LED lamp will flashes in white.

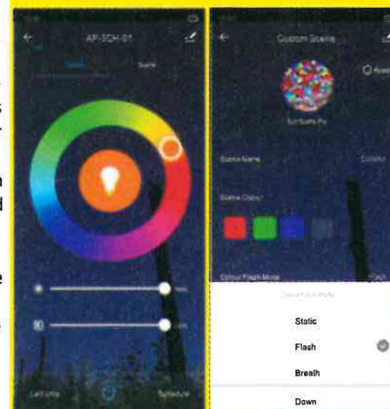


- 5'Input your WIFI network password
- 6'Please keep your phone, the WIFI router and the controller closer to maintain a better signal connecting during configuration.
- 7'After the configuration is completed, the controller will successfully access the internet.



FairyNest App Function:

- 1'There are four seven-color dynamic effects, and four custom-color dynamic effects both of them can be called via voice commands, and you can long press and drag colors into four slots to configure the custom-color dynamic effects.
- 2'8 buttons for 8 special led effects that can be easily called using the FairyNest app and can be called via voice commands.
- 3'In the static color page, you can combine any static colors using the color ring and the brightness and saturation adjust bars.
- 4'You can long press and drag your favorite colors into four slots.
- 5'Freely name the name of the luminaire product, use it more comfortably.



- 6'This product has a timing function, which can be freely set to turn on and off the light, it is more comfortable and convenient.
- 7'It's can customizable scene color changes, more greater flexibility.

