

Specifications


Overall Dimensions (L x H)	8 x 6 ft
Rated Voltage	100 to 240 V
LED Light Service Life	30000 Hours



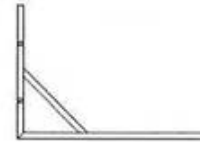
Safety Instructions

1. Power should match the rated voltage.
2. Disconnect power when Motif is not in use.
3. Controller and Driver should be placed in a dry box and protected from moisture.

Package Contents



3pc 4' x 3' Frames



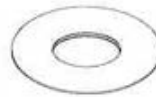
6pc Legs Set



6pc Long Bolts
for Legs
4pc Short Bolts
for Frame
Assembly



10pc Nuts

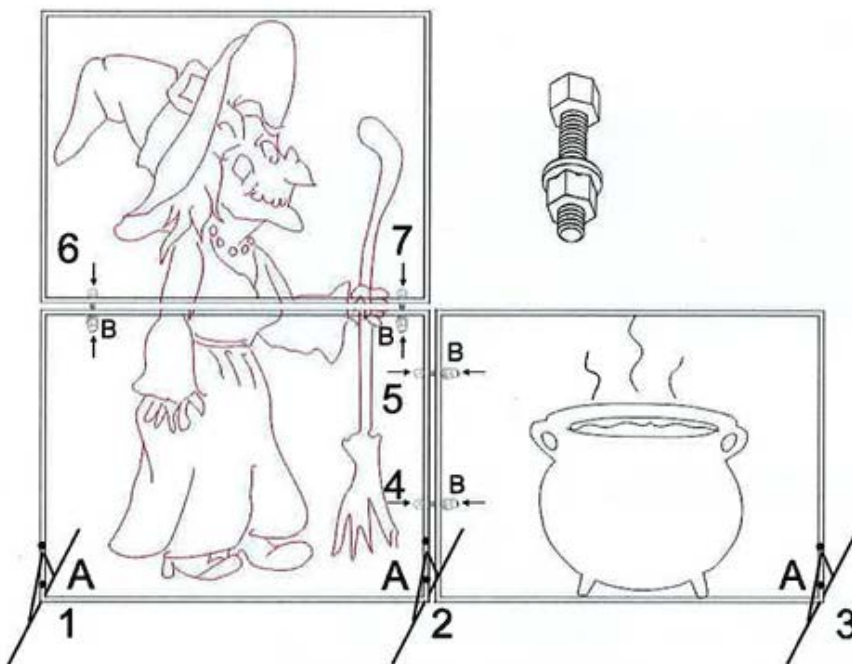


20pc Flat Washer



1pc Controller
1pc Transformer

Assembly Instructions



1. Install Legs to Frames using the long bolts, flat washers & nuts (see A)
2. Assemble the frames together with the short bolts, flat washers & nuts (see B)
3. Connect control wires.