

3D Circle



苹果系统 ios



安装系统 Android

Scan the code to download Android and Apple App

User manual V6.

Foreword :

Thanks for your choice and trust of us. Please read carefully and strictly follow this manual for installing and operation .

Two.Installation

- A. Drilling 2 fixing holes on the wall, with the diameter of 8mm and spacing of 48mm
- B. 2. Insert the expansion screws into the holes and tighten the screws, leaving 5MM screws.

Notice :

- A. Install the product in a place that is not accessible to touch .You can also purchase a protective cover to ensure personal safety.
- B. Pay attention to waterproof and dustproof. Please provide a protective cover when outdoor using.

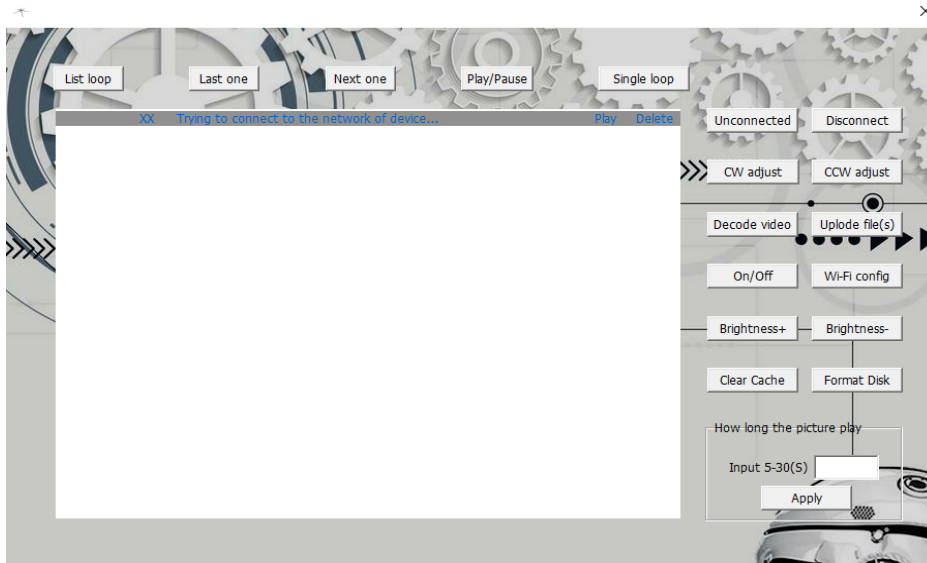
Three、

Mobile phone、 windows software operation

<1> Open the software

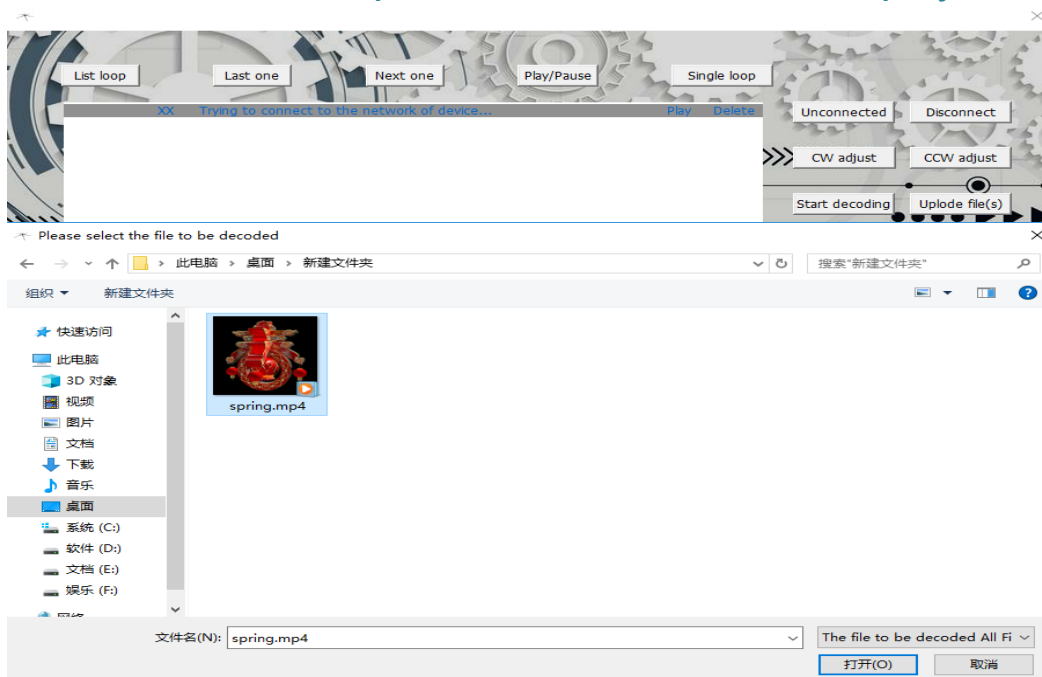
1. Copy and compress the package in the TF card, double-click @Windows App.exe and select the device type to enter the main interface of the software:

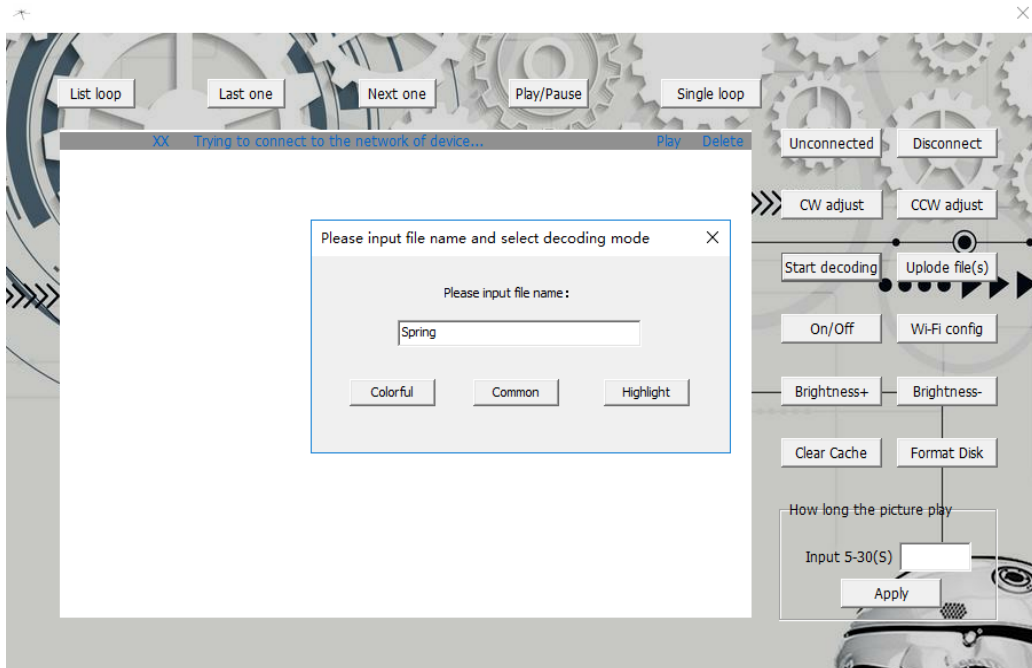
@Windows app.exe	2021/7/8 星期四 ...	应用程序	4,111 KB
@电脑软件.exe	2021/7/8 星期四 ...	应用程序	4,110 KB
advapi32.dll	2018/12/5 星期...	应用程序扩展	635 KB
apphelp.dll	2017/12/14 星期...	应用程序扩展	522 KB
bcryptprimitives.dll	2018/12/5 星期...	应用程序扩展	455 KB
cfgmgr32.dll	2017/9/29 星期...	应用程序扩展	282 KB
clbcatq.dll	2017/9/29 星期...	应用程序扩展	612 KB
combase.dll	2018/12/5 星期...	应用程序扩展	3,101 KB
comctl32.dll	2018/12/14 星期...	应用程序扩展	2,101 KB



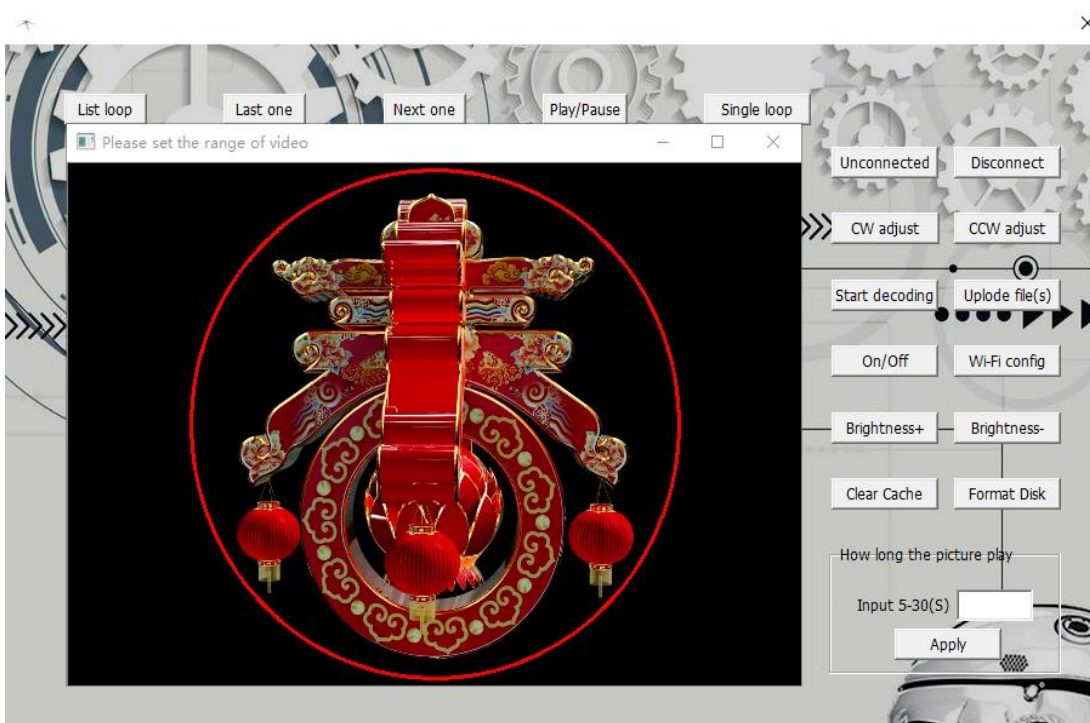
<2> Decode the file

1. Click the “decode video” and select the video or picture, then input the file name saved after decoding and select the corresponding decoding mode to enter the preview interface to set display area :





2. After setting display area in the preview box, click "Start decoding". After the decoding is completed, the corresponding bin file will be generated in the selected video folder. You can upload or copy this file to the SD card of the device to play the decoding video, and repeat the process to decode other files:



<3> Upload the file

1. Connect the WiFi of the device, click "Upload file (s)" and select the bin file generated in the "Decode the file" step , then wait for the completion of uploading:

2. Connect the mobile phone to the WIFI of the machine. Name: 3D_Cricle_*****, password: 123456789

<4> Change Wi-Fi Name and Password

1. Click "Wi-Fi Config" and enter the relevant configuration as prompted. Enter it correctly and click "Apply" to complete the change (

The factory password is 123456789) :

Revise WIFI information

Input password:	<input type="text" value="123456789"/>	Correct
Input new name:	<input type="text" value="newwifiname"/>	Correct
New password:	<input type="text" value="newwifipassword"/>	Correct
Confirm password:	<input type="text" value="newwifipassword"/>	Correct

Tip: If you forget your password, please contact customer service.

<5> Set the broadcast time of the picture

1. Enter the number (S) and click the "Apply" :

How long the picture play

Input 5-30(S)

<6> Related function key description :

Last/Next one : Switch the last and next video

List/Single loop : Change loop mode

Play/Pause : Play or pause the video

Connect/Disconnect : Connect/Disconnect the device

On/Off : Power on/off

Brightness+/Brightness - : Adjust brightness

Clear Cache : Delete all useless files

Format : Delete all the videos

CW/CCW adjust : Adjust the angle of display

Four、Troubleshoot

Q: Display abnormal / Screen gap / No display and other problems ?

A: Power off the machine> Take out TF card>Insert >Restart. If it still error, format TF card>Download contents>Retry.

Five、Attention

1. Maximum play time of one video is 15 minutes.
2. XP system is not supported.
3. Do not disassemble/repair/refit/broke ect. Avoid damage.
4. Do not use or storage it under high temperature, high pressure, strong magnetic field, dust and humidity.

Six、Warranty

1. 1 year warranty in case of non-man-made damage.
- 2 The Company shall not be liable for any special, incidental or consequential damages.